

İki Parçalı İskele XLN-PR

Double Part Scaffolding XLN-PR

Échafaudage à deux plans XLN-PR

Zweiteiliges Gerüst XLN-PR

Andamios de Dos Piezas XLN-PR


Телескопическая вышка-тура из двух модулей XLN-PR

TeleSafe
PREMIUM XLN

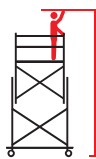
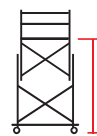
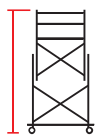



Certificate
EN 1004-1:2020
EN 1004-2:2021

Class 3



S006 XLN PR



		m.	m.	m.	m.	cm.	cm.	cm.	kg.
S004 XLN PR	2x8	2,50	3,90	2,75	4,75	125-215x210	75x225x38	39x122x46	95
S005 XLN PR	2x10	3,05	4,95	3,83	5,85	125-215x210	75x280x38	39x122x46	117
S006 XLN PR	2x11	3,34	5,54	4,42	6,42	125-215x210	75x310x38	39x122x46	121
S007 XLN PR	2x13	3,87	6,35	5,23	7,23	145-235x210	75x360x38	39x148x46	127
S008 XLN PR	2x15	4,41	7,17	6,05	8,05	145-235x215	75x415x45	39x154x46	163

