



45% **Faster assembly!**
 Assembly times are approx. 45%
 faster than with the old system



STABILO® Professional Series 10

The professional aluminium mobile scaffold for fast and quick assembly.

- + TÜV-approved, suitable for a load of 200 kg/m² (scaffold class 3) in accordance with DIN EN 1004-1
- + Working height up to 14.40 m
- + The safe construction is ensured due to the fixation of the rail frame GuardMatic-System before the next higher platform will be assembled. When climbing through the next platform a complete railing and therefore a fall protection is available
- + The integration of the diagonal braces into the GuardMatic-System guarantees an easy and safe assembly. For transport or storage the rail frame GuardMatic-System can be folded space-saving
- + The 6-point fixation of the GuardMatic-System provides a maximum of safety in the height. The unique KRAUSE self-locking system with a form-fit connection enables an easy, quick and safe erection and dismantling
- + The innovative structure of the diagonal braces ensures maximum floor space on the platform and disturbs in no way
- + Maximum platform distance of 2 m for comfortable and safe erection without tools
- + High-strength steel stabilizers for a maximum of stability (starting with a working height of 4.40 m)
- + Height-adjustable castors (Ø 150 mm) with integrated spindle thread enable the use on uneven ground (stepless adjustment range: 220 - 335 mm)
- + Starting with a working height of 7.40 m the easy-to-fit outriggers with stepless telescopic swivel feet (adjustment range up to 230 mm) provide bracing on each ground and stability for large heights
- + Field lengths: 2.00 m und 2.50 m
- + Scaffold field width: 0.75 m



www.krause-systems.com

Series 10



Working height: 3.00 m
Platform height: 1.00 m
Scaffold height: 2.30 m



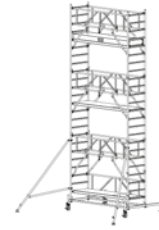
Working height: 4.40 m
Platform height: 2.40 m
Scaffold height: 3.50 m



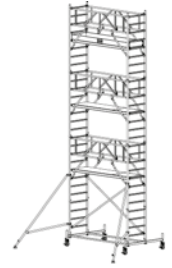
Working height: 5.40 m
Platform height: 3.40 m
Scaffold height: 4.50 m



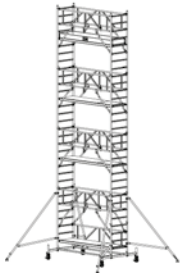
Working height: 6.40 m
Platform height: 4.40 m
Scaffold height: 5.50 m



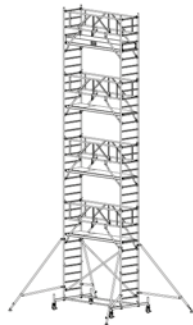
Working height: 7.40 m
Platform height: 5.40 m
Scaffold height: 6.50 m



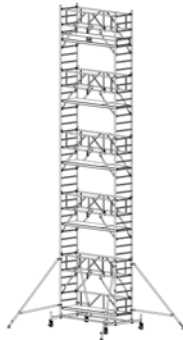
Working height: 8.40 m
Platform height: 6.40 m
Scaffold height: 7.50 m



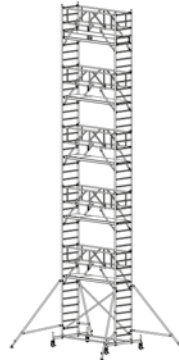
Working height: 9.40 m
Platform height: 7.40 m
Scaffold height: 8.50 m



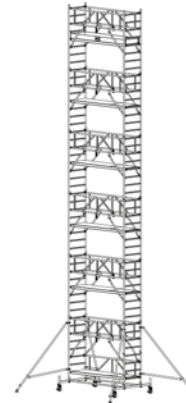
Working height: 10.40 m
Platform height: 8.40 m
Scaffold height: 9.50 m



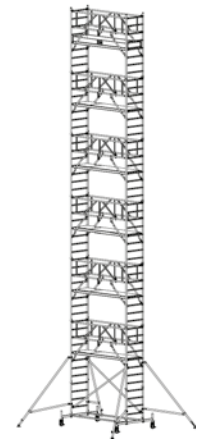
Working height: 11.40 m
Platform height: 9.40 m
Scaffold height: 10.50 m



Working height: 12.40 m
Platform height: 10.40 m
Scaffold height: 11.50 m



Working height: 13.40 m
Platform height: 11.40 m
Scaffold height: 12.50 m



Working height: 14.40 m
Platform height: 12.40 m
Scaffold height: 13.50 m

Field length of scaffold: 2.00 m – Field width of scaffold: 0.75 m

	A up to approx.	m	3.00	4.40	5.40	6.40	7.40	8.40	9.40	10.40	11.40	12.40	13.40	14.40
	B approx.	m	1.00	2.40	3.40	4.40	5.40	6.40	7.40	8.40	9.40	10.40	11.40	12.40
	C approx.	m	2.30	3.50	4.50	5.50	6.50	7.50	8.50	9.50	10.50	11.50	12.50	13.50
Floor area	m	2.10 x 0.85	2.10 x 1.80	2.10 x 1.80	2.10 x 1.80	3.80 x 3.20	3.80 x 3.20	3.80 x 3.80	3.80 x 3.80	3.80 x 3.80	3.80 x 3.80	3.80 x 3.80	3.80 x 3.80	3.80 x 3.80
Weight	kg	50.0	105.0	139.0	146.0	193.0	201.0	248.0	255.0	289.0	296.0	330.0	337.0	
Art.-No.			771018	771025	771032	771049	771056	771063	771070	771087	771094	771100	771117	771124

Field length of scaffold: 2.50 m – Field width of scaffold: 0.75 m

	A up to approx.	m	3.00	4.40	5.40	6.40	7.40	8.40	9.40	10.40	11.40	12.40	13.40	14.40
	B approx.	m	1.00	2.40	3.40	4.40	5.40	6.40	7.40	8.40	9.40	10.40	11.40	12.40
	C approx.	m	2.30	3.50	4.50	5.50	6.50	7.50	8.50	9.50	10.50	11.50	12.50	13.50
Floor area	m	2.60 x 0.85	2.60 x 1.80	2.60 x 1.80	2.60 x 1.80	4.30 x 3.20	4.30 x 3.20	4.30 x 3.80	4.30 x 3.80	4.30 x 3.80	4.30 x 3.80	4.30 x 3.80	4.30 x 3.80	4.30 x 3.80
Weight	kg	54.0	116.0	153.0	162.0	212.0	221.0	272.0	280.0	318.0	327.0	364.0	373.0	
Art.-No.			772015	772022	772039	772046	772053	772060	772077	772084	772091	772107	772114	772121

	Working height m	Platform height m	Scaffold height m	Field length of scaffold 2.00 m	Field length of scaffold 2.50 m	3.00 m	4.40 m	5.40 m	6.40 m	7.40 m	8.40 m	9.40 m	10.40 m	11.40 m	12.40 m	13.40 m	14.40 m
						1.00 m	2.40 m	3.40 m	4.40 m	5.40 m	6.40 m	7.40 m	8.40 m	9.40 m	10.40 m	11.40 m	12.40 m
Parts list	Art.-No.	Art.-No.	Quantity	Quantity	Quantity	Quantity	Quantity	Quantity	Quantity	Quantity	Quantity	Quantity	Quantity	Quantity	Quantity	Quantity	Quantity
Vertical frame 2.00	705167	705167	2	2	3	4	5	6	7	8	9	10	11	12			
Vertical frame 1.00	705174	705174	0	2	2	2	2	2	2	2	2	2	2	2	2	2	2
Platform with hatch	701213	701220	1	1	2	2	3	3	4	4	5	5	6	6			
Railing frame	702517	702500	0	0	1	0	1	0	1	0	1	0	1	0	1	0	0
GuardMatic-System	702579	702586	0	2	4	4	6	6	8	8	10	10	12	12			
Diagonal brace	702852	702845	1	2	0	2	0	2	0	2	0	2	0	2	0	2	0
Rail brace	702210	702203	1	0	0	0	0	0	0	0	0	0	0	0	0	0	0
Base brace	912848	912831	0	2	2	2	2	2	2	2	2	2	2	2	2	2	2
Stabiliser	914071	914071	0	2	2	2	2	2	2	2	2	2	2	2	2	2	2
Outrigger	702760	702760	0	0	0	0	2	2	4	4	4	4	4	4	4	4	4
Transversal board	703743	703743	0	2	2	2	2	2	2	2	2	2	2	2	2	2	2
Longitudinal board	703712	703729	0	2	2	2	2	2	2	2	2	2	2	2	2	2	2
Foot plate	914026	914026	4	4	4	4	4	4	4	4	4	4	4	4	4	4	4
Set of castors Ø 150 mm, height-adjustable	914323	914323	1	1	1	1	1	1	1	1	1	1	1	1	1	1	1
Gravity pin	704405	704405	0	8	10	12	14	16	18	20	22	24	26	28			

Accessories				
Set of stabilisers 1.2 m	Set of stabilisers 1.5 m	Ballast weight	Set of castors Ø 150 mm, height-adjustable	Castor Ø 150 mm, rubber-coated
Weight 6.9 kg	Weight 8.4 kg	Weight 10.0 kg	Weight 15.2 kg	Weight 3.8 kg
Art.-No. 910059	Art.-No. 910066	Art.-No. 704306	Art.-No. 914323	Art.-No. 714138