



45% **Faster assembly!**
 Assembly times are approx. 45% faster than with the old system



STABILO® Professional Series 100

Professional aluminium mobile scaffold with double width work platform.

- + TÜV-approved, suitable for a load of 200 kg/m² (scaffold class 3) in accordance with DIN EN 1004-1
- + Working height up to 14.40 m
- + The safe construction is ensured due to the fixation of the rail frame GuardMatic-System before the next higher platform will be assembled. When climbing through the next platform a complete railing and therefore a fall protection is available
- + The integration of the diagonal braces into the GuardMatic-System guarantees an easy and safe assembly. For transport or storage the rail frame GuardMatic-System can be folded space-saving
- + The 6-point fixation of the GuardMatic-System provides a maximum of safety in the height. The unique KRAUSE self-locking system with a form-fit connection enables an easy, quick and safe erection and dismantling
- + The innovative structure of the diagonal braces ensures maximum floor space on the platform and disturbs in no way
- + Maximum platform distance of 2 m for comfortable and safe erection without tools
- + High-strength steel stabilizers for a maximum of stability (starting with a working height of 4.40 m)
- + Height-adjustable castors (Ø 150 mm) with integrated spindle thread enable the use on uneven ground (stepless adjustment range: 220 - 335 mm)
- + The platform with more than 3 m² provides plenty of safe space for staff and material
- + Starting with a working height of 6.40 m the easy-to-fit outriggers with stepless telescopic swivel feet (adjustment range up to 230 mm) provide bracing on each ground and stability for large heights
- + Field lengths: 2.00 m und 2.50 m
- + Scaffold field width: 1.50 m



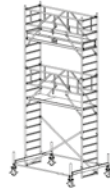
Series 100



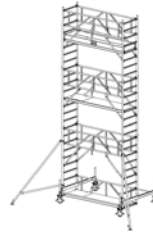
Working height: 4.50 m
Platform height: 2.50 m
Scaffold height: 3.60 m



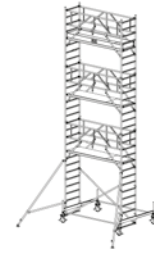
Working height: 5.50 m
Platform height: 3.50 m
Scaffold height: 4.60 m



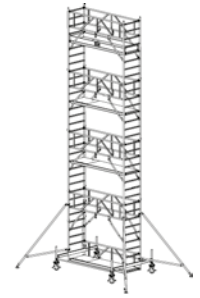
Working height: 6.50 m
Platform height: 4.50 m
Scaffold height: 5.60 m



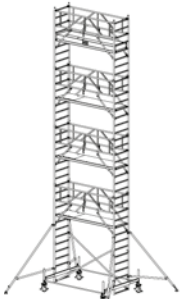
Working height: 7.50 m
Platform height: 5.50 m
Scaffold height: 6.60 m



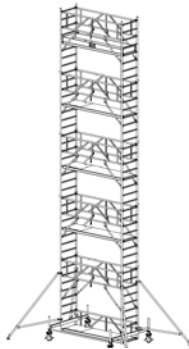
Working height: 8.50 m
Platform height: 6.50 m
Scaffold height: 7.60 m



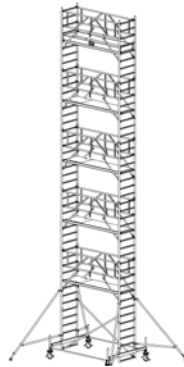
Working height: 9.50 m
Platform height: 7.50 m
Scaffold height: 8.60 m



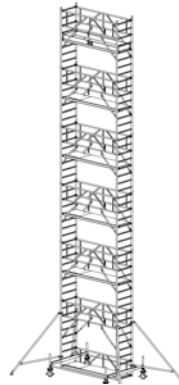
Working height: 10.50 m
Platform height: 8.50 m
Scaffold height: 9.60 m



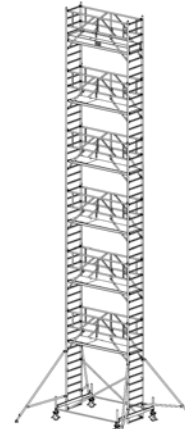
Working height: 11.50 m
Platform height: 9.50 m
Scaffold height: 10.60 m



Working height: 12.50 m
Platform height: 10.50 m
Scaffold height: 11.60 m



Working height: 13.50 m
Platform height: 11.50 m
Scaffold height: 12.60 m



Working height: 14.50 m
Platform height: 12.50 m
Scaffold height: 13.60 m

Field length of scaffold: 2.00 m – Field width of scaffold: 0.75 m

	A up to approx.	m	4.50	5.50	6.50	7.50	8.50	9.50	10.50	11.50	12.50
	B approx.	m	2.50	3.50	4.50	5.50	6.50	7.50	8.50	9.50	10.50
	C approx.	m	3.60	4.60	5.60	6.60	7.60	8.60	9.60	10.60	11.60
Floor area	m	2.20 x 2.10	2.20 x 2.10	2.20 x 2.10	3.80 x 3.30	3.80 x 3.30	3.80 x 3.80	3.80 x 3.80	3.80 x 3.80	3.80 x 3.80	3.80 x 3.80
Weight	kg	121.0	155.0	162.0	209.0	216.0	263.0	270.0	304.0	312.0	
Art.-No.		773012	773029	773036	773043	773050	773067	773074	773081	773098	

Field length of scaffold: 2.50 m – Field width of scaffold: 0.75 m

	A up to approx.	m	4.50	5.50	6.50	7.50	8.50	9.50	10.50	11.50	12.50	13.50	14.50
	B approx.	m	2.50	3.50	4.50	5.50	6.50	7.50	8.50	9.50	10.50	11.50	12.50
	C approx.	m	3.60	4.60	5.60	6.60	7.60	8.60	9.60	10.60	11.60	12.60	13.60
Floor area	m	2.70 x 2.10	2.70 x 2.10	2.70 x 2.10	4.30 x 3.30	4.30 x 3.30	4.30 x 3.80	4.30 x 3.80	4.30 x 3.80	4.30 x 3.80	4.30 x 3.80	4.30 x 3.80	4.30 x 3.80
Weight	kg	132.0	170.0	178.0	229.0	237.0	288.0	297.0	334.0	343.0	381.0	389.0	
Art.-No.		774019	774026	774033	774040	774057	774064	774071	774088	774095	774101	774118	

Working height m	Field length of scaffold 2.00 m	Field length of scaffold 2.50 m	Only for scaffolds with a field length of scaffold 2.50 m											
			4.50 m	5.50 m	6.50 m	7.50 m	8.50 m	9.50 m	10.50 m	11.50 m	12.50 m	13.50 m	14.50 m	
			2.50 m	3.50 m	4.50 m	5.50 m	6.50 m	7.50 m	8.50 m	9.50 m	10.50 m	11.50 m	12.50 m	
Platform height m			2.50 m	3.50 m	4.50 m	5.50 m	6.50 m	7.50 m	8.50 m	9.50 m	10.50 m	11.50 m	12.50 m	
Scaffold height m			3.60 m	4.60 m	5.60 m	6.60 m	7.60 m	8.60 m	9.60 m	10.60 m	11.60 m	12.60 m	13.60 m	
Parts list	Art.-No.	Art.-No.	Quantity	Quantity	Quantity	Quantity	Quantity	Quantity	Quantity	Quantity	Quantity	Quantity	Quantity	
Vertical frame 2 m	705167	705167	2	3	4	5	6	7	8	9	10	11	12	
Vertical frame 1 m	705174	705174	2	2	2	2	2	2	2	2	2	2	2	
Platform with hatch	701213	701220	1	2	2	3	3	4	4	5	5	6	6	
Diagonal brace	702852	702845	2	0	2	0	2	0	2	0	2	0	2	
Railing frame	702517	702500	0	1	0	1	0	1	0	1	0	1	0	
GuardMatic-System	702579	702586	2	4	4	6	6	8	8	10	10	12	12	
Base brace	704085	704078	2	2	2	2	2	2	2	2	2	2	2	
Telescopic stabiliser	704207	704207	2	2	2	2	2	2	2	2	2	2	2	
Outrigger	702760	702760	0	0	0	2	2	4	4	4	4	4	4	
Transversal board	703743	703743	2	2	2	2	2	2	2	2	2	2	2	
Longitudinal board	703712	703729	2	2	2	2	2	2	2	2	2	2	2	
Set of castors Ø 200 mm, height-adjustable	704108	704108	4	4	4	4	4	4	4	4	4	4	4	
Gravity pin	704405	704405	8	10	12	14	16	18	20	22	24	26	28	

Accessories				
Set of stabilisers 1.2 m	Set of stabilisers 1.5 m	Ballast weight	Set of castors Ø 150 mm, height-adjustable	Castor Ø 150 mm, rubber-coated
Weight 6.9 kg	Weight 8.4 kg	Weight 10.0 kg	Weight 15.2 kg	Weight 3.8 kg
Art.-No. 910059	Art.-No. 910066	Art.-No. 704306	Art.-No. 914323	Art.-No. 714138