



# Ladders and scaffold systems



**ProTec**<sup>®</sup>  
System



**ProTec**<sup>®</sup>  
System

**Mobile scaffolds 2021**





## Changes to **DIN EN 1004** for **KRAUSE ProTec®** mobile scaffolds

The standard DIN EN 1004, which applies to Mobile Scaffold, has been revised in the past months and will take effect on 01.12. 2021. The standard incorporates a few changes. In addition to an extension of the scope of validity, fundamental changes regarding assembly and structural design of scaffolds were implemented.

### Why has the standard been changed?

The aim of the standard change is to increase the safety of the users of mobile scaffolds. A fundamental change provides for railings and struts to be always mounted to the next lower platform. In the case of the first platform, the scaffold must be anchored from the ground. Alternatively, railings may also be attached through the open platform hatch. For all scaffolds and due to safety reasons, KRAUSE has decided against this method and allows assembly from the next lower level.

### KRAUSE GuardMatic System – maximum safety at any height

When users cross a platform, there is always a railing around it to prevent falling down. This also applies when scaffolds are disassembled, as the risk potential increases. The newly designed guardrail frames of the GuardMatic system can be easily mounted from the next lower level and combines railing, knee rail and diagonal strut. This reduces the number of individual parts and simplifies transport and logistics of the mobile scaffolds as well. The 6-point fixing of the new GuardMatic system with its vertical frame ensures maximum stability at any height and simplifies assembly and dismantling. After use, the diagonal struts can be folded and attached for easy transport.

Another change in the design specifications of the standard concerns the maximum distances between individual platforms. From now on, platforms may only have a maximum distance of 2.25 m. This change (previously the distance was fixed at a maximum of 4.00 m) will require more platforms and railings. KRAUSE also reduces the maximum distance between platforms prescribed by the standard to 2.00 m. This will allow to make the design of the scaffolds even more comfortable and safe. The lowest platform may be mounted at a maximum height of 3.40 m. In addition, the standard creates new structural requirements for mobile scaffolds.

### Scope of the standard

In addition to the changes regarding design and structural characteristics of mobile scaffolds, the new standard also changes the scope of its validity. Previously, the standard only applied from a standing height of 2.50 m. From now on, the standard applies to all products in this category, that means, also for standing heights of less than 2.50 m. This requires changes in the structural calculations and also for ballast specifications.

# KRAUSE-solution...

... offers users maximum comfort, as product innovations are adapted to any changes in standards; plus maximum user safety for general duty and frequent use of ambitious tradesmen and DIY use.

**NEW!**

New innovative GuardMatic System allows safe and **45%** faster assembly, since less parts are required for assembly.

**NEW!**

2 m of platform clearance for comfortable mounting and dismantling. Further platforms can be mounted without the need for auxiliary planks. Tools and work equipment can easily be placed from the lower level to the higher level.

**NEW!**

Stable construction, meets static and wind load requirements according to DIN EN 1004-1.



**OLD!**

**NEW!**



**Compare old and new, now!**

Comparison of scaffolds according to the previous standard and the new standard DIN EN 1004



The **new** mobile scaffold system:

**The benefits ...**

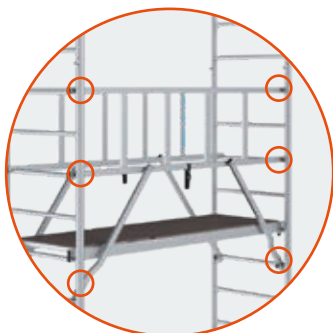


# ... at a glance

**45%** **Faster assembly!**  
 Assembly times are approx. 45% faster than with the old system



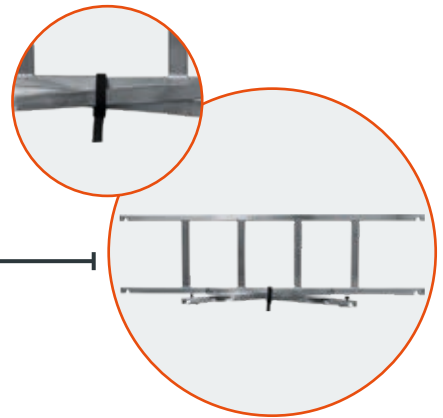
The innovative railing frame ensures easy and safe mounting as the diagonal struts are fully integrated.



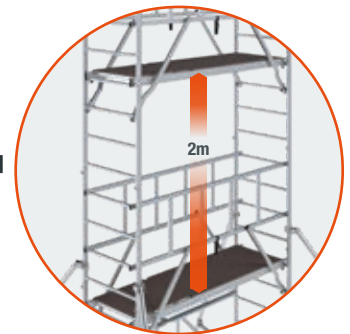
The 6-point fixing system ensures maximum stability at any height.



The innovative shape of the diagonal struts offers one of the widest useful platform sizes available on the market.



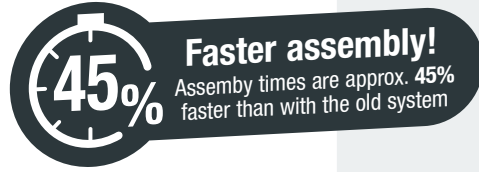
For compact transport or storage, the railing frame can be attached with the integrated belt strap.



The number of platforms increases with the working height. Therefore, a maximum distance of 2 m is ensured.



Positive-action semi-automatic diagonal connections enable easy, fast and safe installation.



**ProTec®**  
System

## Aluminium mobile scaffold

### Solid aluminium mobile scaffold for demanding applications with height-adjustable, braked castors.

- + TÜV-approved, suitable for a max. load of 200 kg/m<sup>2</sup> in accordance with DIN EN 1004-1
- + Max. working height 12.30 m (outdoors max. 10 m in accordance with DIN EN 1004-1)
- + The safe construction is ensured due to the fixation of the rail frame GuardMatic-system before the next higher platform will be assembled. When climbing through the next platform a complete railing and therefore a fall protection is available
- + The integration of the diagonal braces into the GuardMatic-System guarantees an easy and safe assembly. For transport or storage the rail frame GuardMatic-System can be folded space-saving
- + The 6-point fixation of the GuardMatic-System provides a maximum of safety in the height. Force-fit semi-automatic diagonal brace connections for easy, quick and safe erection
- + The innovative structure of the diagonal braces ensures maximum floor space on the platform and disturbs in no way
- + Maximum platform distance of 2 m for comfortable and safe erection without tools
- + Safe internal ascent due to its slip-resistant, profiled rungs
- + Two 1-meter vertical frames (included in the scope of delivery) which can be connected to a 2-meter vertical frame enable a flexible erection
- + The platform is made of weatherproof and slip-resistant phenolic resin impregnated plywood (2.00 m x 0.60 m)
- + Height-adjustable and braked castors to compensate differences in height on uneven grounds
- + Starting with a working height of 7.30 m the easy-to-fit outriggers provide extra stability
- + Extremely stable due to its high-strength steel stabilizer starting with a working height of 4.30 m



[www.krause-systems.com](http://www.krause-systems.com)



Working height: 2.90 m  
Platform height: 0.90 m  
Scaffold height: 2.30 m



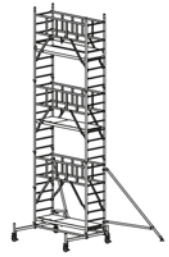
Working height: 4.30 m  
Platform height: 2.30 m  
Scaffold height: 3.50 m



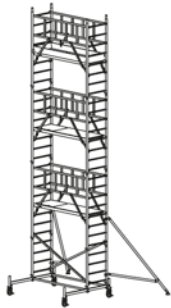
Working height: 5.30 m  
Platform height: 3.30 m  
Scaffold height: 4.50 m



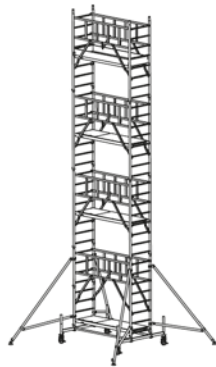
Working height: 6.30 m  
Platform height: 4.30 m  
Scaffold height: 5.50 m



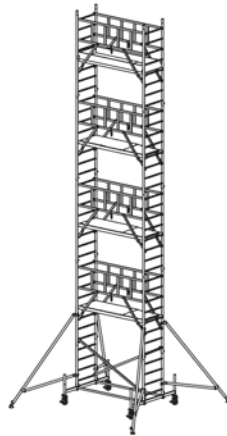
Working height: 7.30 m  
Platform height: 5.30 m  
Scaffold height: 6.50 m



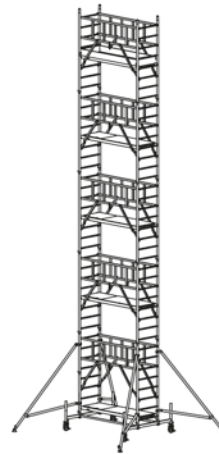
Working height: 8.30 m  
Platform height: 6.30 m  
Scaffold height: 7.50 m



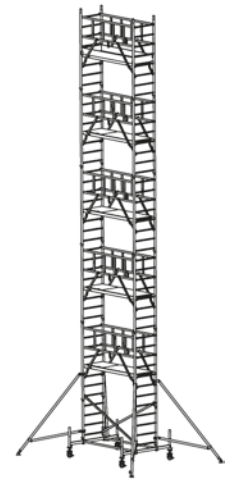
Working height: 9.30 m  
Platform height: 7.30 m  
Scaffold height: 8.50 m



Working height: 10.30 m  
Platform height: 8.30 m  
Scaffold height: 9.50 m



Working height: 11.30 m  
Platform height: 9.30 m  
Scaffold height: 10.50 m



Working height: 12.30 m  
Platform height: 10.30 m  
Scaffold height: 11.50 m

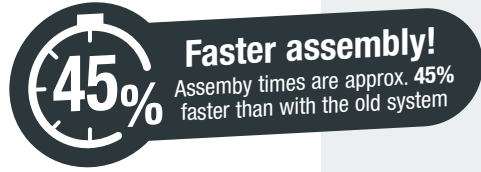
**Field length of scaffold: 2.00 m – Field width of scaffold: 0.70 m**

	A up to approx.	m	2.90	4.30	5.30	6.30	7.30	8.30	9.30	10.30	11.30	12.30
	B approx.	m	0.90	2.30	3.30	4.30	5.30	6.30	7.30	8.30	9.30	10.30
	C approx.	m	2.30	3.50	4.50	5.50	6.50	7.50	8.50	9.50	10.50	11.50
Floor area	m	1.62 x 2.00	1.62 x 2.00	1.62 x 2.00	1.62 x 2.00	2.85 x 3.65	2.85 x 3.65	3.55 x 3.65	3.55 x 3.65	3.55 x 3.65	3.55 x 3.65	3.55 x 3.65
Weight	kg	44.0	87.0	109.0	118.0	155.0	164.0	202.0	211.0	233.0	241.0	
Art.-No.		940100	940117	940124	940131	940148	940155	940162	940179	940186	940193	

Parts list	Art.-No.	Quantity	Quantity	Quantity	Quantity	Quantity	Quantity	Quantity	Quantity	Quantity	Quantity
Vertical frame 2.00 m	915016	2	2	3	4	5	6	7	8	9	10
Vertical frame 1.00 m	915023	0	2	2	2	2	2	2	2	2	2
Platform with hatch 2.00 x 0.60 m	911001	1	1	2	2	3	3	4	4	5	5
Diagonal brace	912879	1	2	0	2	0	2	0	2	0	2
Rail brace	912855	1	0	0	0	0	0	0	0	0	0
Base brace 2.00 m	912848	0	2	2	2	2	2	2	2	2	2
Stabiliser	914071	0	2	2	2	2	2	2	2	2	2
Outtrigger	914095	0	0	0	0	2	2	4	4	4	4
Longitudinal board 0.70 m	913555	0	2	2	2	2	2	2	2	2	2
Transversal board 2.00 m	913517	0	2	2	2	2	2	2	2	2	2
Set of castors ø 150 mm, height-adjustable	914323	1	1	1	1	1	1	1	1	1	1
Foot plate	914026	4	4	4	4	4	4	4	4	4	4
Gravity pin	704405	4	8	10	12	14	16	18	20	22	24
GuardMatic-System	910073	0	2	4	4	6	6	8	8	10	10

**Accessories**

Set of stabilisers 1.2 m	Set of stabilisers 1.5 m	Ballast weight	Set of castors ø 150 mm, height-adjustable	Safety set for rail brace/diagonal brace M5 x 65 mm	Safety set for platform M5 x 95 mm
Art.-No. 910059	Art.-No. 910066	Art.-No. 704306	Art.-No. 914118	Art.-No. 718914	Art.-No. 718853



**Faster assembly!**  
Assembly times are approx. 45%  
faster than with the old system

**ProTec® XXL**  
System

## Double-width aluminium mobile scaffold

### The sturdy ProTec XXL with the extra large platform for more efficient working conditions.

- + TÜV-approved, suitable for a max. load of 200 kg/m<sup>2</sup> in accordance with DIN EN 1004-1
- + Max. working height 12.30 m (outdoors max. 10 m in accordance with DIN EN 1004-1)
- + The safe construction is ensured due to the fixation of the rail frame GuardMatic-system before the next higher platform will be assembled. When climbing through the next platform a complete railing and therefore a fall protection is available
- + The integration of the diagonal braces into the GuardMatic-System guarantees an easy and safe assembly. For transport or storage the rail frame GuardMatic-System can be folded space-saving
- + The 6-point fixation of the GuardMatic-System provides a maximum of safety in the height. Force-fit semi-automatic diagonal brace connections for easy, quick and safe erection
- + The innovative structure of the diagonal braces ensures maximum floor space on the platform and disturbs in no way
- + Maximum platform distance of 2 m for comfortable and safe erection without tools
- + Safe internal ascent due to its slip-resistant, profiled rungs
- + Two 1-meter vertical frames (included in the scope of delivery) which can be connected to a 2-meter vertical frame enable a flexible erection
- + The platform is made of weatherproof and slip-resistant phenolic resin impregnated plywood (2.00 m x 1.20 m)
- + Height-adjustable and braked castors to compensate differences in height on uneven grounds
- + Starting with a working height of 6.30 m the easy-to-fit outriggers provide extra stability
- + Extremely stable due to its high-strength steel stabilizer starting with a working height of 4.30 m



www.krause-systems.com





Working height: 2.90 m  
Platform height: 0.90 m  
Scaffold height: 2.30 m



Working height: 4.30 m  
Platform height: 2.30 m  
Scaffold height: 3.50 m



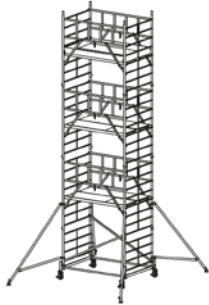
Working height: 5.30 m  
Platform height: 3.30 m  
Scaffold height: 4.50 m



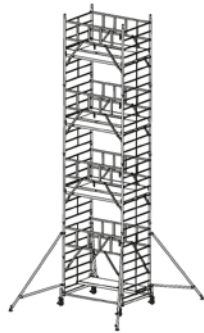
Working height: 6.30 m  
Platform height: 4.30 m  
Scaffold height: 5.50 m



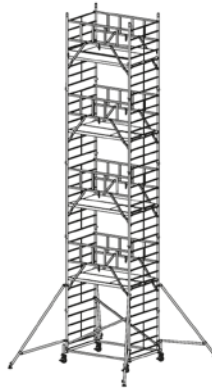
Working height: 7.30 m  
Platform height: 5.30 m  
Scaffold height: 6.50 m



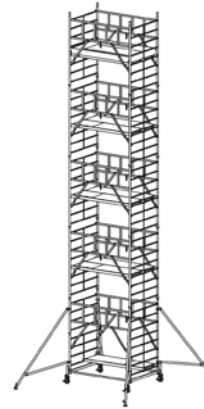
Working height: 8.30 m  
Platform height: 6.30 m  
Scaffold height: 7.50 m



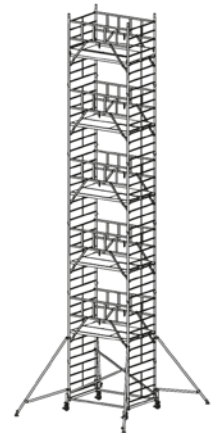
Working height: 9.30 m  
Platform height: 7.30 m  
Scaffold height: 8.50 m



Working height: 10.30 m  
Platform height: 8.30 m  
Scaffold height: 9.50 m



Working height: 11.30 m  
Platform height: 9.30 m  
Scaffold height: 10.50 m



Working height: 12.30 m  
Platform height: 10.30 m  
Scaffold height: 11.50 m



**Field length of scaffold: 2.00 m – Field width of scaffold: 1.40 m**

	A up to approx.	m	2.90	4.30	5.30	6.30	7.30	8.30	9.30	10.30	11.30	12.30
	B approx.	m	0.90	2.30	3.30	4.30	5.30	6.30	7.30	8.30	9.30	10.30
	C approx.	m	2.30	3.50	4.50	5.50	6.50	7.50	8.50	9.50	10.50	11.50
Floor area		m	1.70 x 2.00	1.70 x 2.00	1.70 x 2.00	3.70 x 4.20	3.70 x 4.20	3.70 x 4.20	3.70 x 4.20	3.70 x 4.20	3.70 x 4.20	3.70 x 4.20
Weight		kg	62.0	110.0	135.0	191.0	215.0	239.0	263.0	287.0	312.0	336.0
Art.-No.			945105	945112	945129	945136	945143	945150	945167	945174	945181	945198

Parts list	Art.-No.	Quantity	Quantity	Quantity	Quantity	Quantity	Quantity	Quantity	Quantity	Quantity	Quantity
Vertical frame 2.00 m	915078	2	2	3	4	5	6	7	8	9	10
Vertical frame 1.00 m	915085	0	2	2	2	2	2	2	2	2	2
Platform with hatch 2.00 x 0.60 m	911001	1	1	2	2	3	3	4	4	5	5
Platform without hatch 2.00 x 0.60 m	911018	1	1	1	2	2	3	3	4	4	5
Diagonal brace	912879	1	2	0	2	0	2	0	2	0	2
Rail brace	912855	1	0	0	0	0	0	0	0	0	0
Base brace 2.00 m	912848	0	2	2	2	2	2	2	2	2	2
Stabiliser	914071	0	2	2	2	2	2	2	2	2	2
Outtrigger	914095	0	0	0	4	4	4	4	4	4	4
Longitudinal board 1.35 m	913562	0	2	2	2	2	2	2	2	2	2
Transversal board 2.00 m	913517	0	2	2	2	2	2	2	2	2	2
Set of castors ø 150 mm, height-adjustable	914323	1	1	1	1	1	1	1	1	1	1
Foot plate	914026	4	4	4	4	4	4	4	4	4	4
Gravity pin	704405	4	8	10	12	14	16	18	20	22	24
GuardMatic-System	910073	0	2	4	4	6	6	8	8	10	10

**Accessories**

Set of stabilisers 1.2 m	Set of stabilisers 1.5 m	Ballast weight	Set of castors ø 150 mm, height-adjustable	Safety set for rail brace/diagonal brace M5 x 65 mm	Safety set for platform M5 x 95 mm
Art.-No. 910059	Art.-No. 910066	Art.-No. 704306	Art.-No. 914118	Art.-No. 718914	Art.-No. 718853



### Faster assembly!

Assembly times are approx. 45% faster than with the old system

**ProTec® XS**  
System

## Aluminium folding scaffold

**Quick to assemble and easy to transport  
foldable aluminium scaffold with braked  
castors for indoor and outdoor use.**

- + TÜV-approved, suitable for a max. load of 200 kg/m<sup>2</sup> in accordance with DIN EN 1004-1
- + Foldable base unit designed for quick assembly
- + Basic unit with a scaffold height of 1.80 m can easily be moved through doors when fully assembled. The scaffold is extendable up to a working height of 11.80 m (outdoors max. 10 m in accordance with DIN EN 1004-1)
- + The safe construction is ensured due to the fixation of the rail frame GuardMatic-system before the next higher platform will be assembled. When climbing through the next platform a complete railing and therefore a fall protection is available
- + The integration of the diagonal braces into the GuardMatic-System guarantees an easy and safe assembly. For transport or storage the rail frame GuardMatic-System can be folded space-saving
- + The 6-point fixation of the GuardMatic-System provides a maximum of safety in the height. Force-fit semi-automatic diagonal brace connections for easy, quick and safe erection
- + The innovative structure of the diagonal braces ensures maximum floor space on the platform and disturbs in no way
- + Maximum platform distance of 2 m for comfortable and safe erection without tools
- + Safe internal ascent due to its slip-resistant, profiled rungs
- + Two 1-meter vertical frames (included in the scope of delivery) which can be connected to a 2-meter vertical frame enable a flexible erection
- + The platform is made of weatherproof and slip-resistant phenolic resin impregnated plywood (2.00 m x 0.60 m)
- + Braked castors to compensate differences in height on uneven grounds (height-adjustable from working height 3.80 m)
- + Starting with a working height of 6.80 m the easy-to-fit outriggers provide extra stability
- + Extremely stable due to its high-strength steel stabilizer starting with a working height of 3.80 m



[www.krause-systems.com](http://www.krause-systems.com)



Working height: 2.90 m  
Platform height: 0.90 m  
Scaffold height: 1.80 m



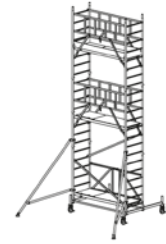
Working height: 3.80 m  
Platform height: 1.80 m  
Scaffold height: 3.00 m



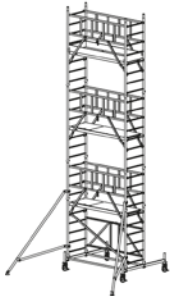
Working height: 4.80 m  
Platform height: 2.80 m  
Scaffold height: 4.00 m



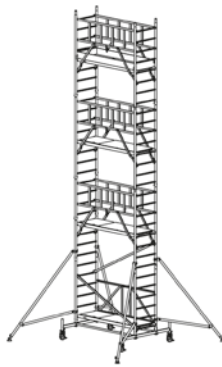
Working height: 5.80 m  
Platform height: 3.80 m  
Scaffold height: 5.00 m



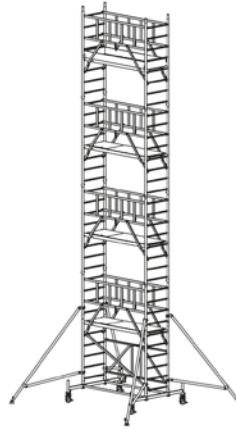
Working height: 6.80 m  
Platform height: 4.80 m  
Scaffold height: 6.00 m




Working height: 7.80 m  
Platform height: 5.80 m  
Scaffold height: 7.00 m



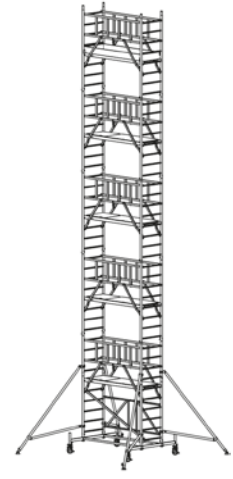
Working height: 8.80 m  
Platform height: 6.80 m  
Scaffold height: 8.00 m



Working height: 9.80 m  
Platform height: 7.80 m  
Scaffold height: 9.00 m



Working height: 10.80 m  
Platform height: 8.80 m  
Scaffold height: 10.00 m



Working height: 11.80 m  
Platform height: 9.80 m  
Scaffold height: 11.00 m

**Field length of scaffold: 2.00 m – Field width of scaffold: 0.70 m**

	A up to approx.	m	2.90	3.80	4.80	5.80	6.80	7.80	8.80	9.80	10.80	11.80
	B approx.	m	0.90	1.80	2.80	3.80	4.80	5.80	6.80	7.80	8.80	9.80
	C approx.	m	1.80	3.00	4.00	5.00	6.00	7.00	8.00	9.00	10.00	11.00
Floor area	m	1.62 x 2.00	1.62 x 2.00	1.62 x 2.00	1.62 x 2.00	2.85 x 3.65	3.55 x 3.65	3.55 x 3.65	3.55 x 3.65	3.55 x 3.65	3.55 x 3.65	3.55 x 3.65
Weight	kg	37.0	75.0	95.0	106.0	141.0	168.0	188.0	199.0	219.0	229.0	
Art.-No.			942104	942111	942128	942135	942142	942159	942166	942173	942180	942197

Parts list	Art.-No.	Quantity	Quantity	Quantity	Quantity	Quantity	Quantity	Quantity	Quantity	Quantity	Quantity
Folding unit	915009	1	1	1	1	1	1	1	1	1	1
Vertical frame 2.00 m	915016	0	0	1	2	3	4	5	6	7	8
Vertical frame 1.00 m	915023	0	2	2	2	2	2	2	2	2	2
Platform with hatch 2.00 x 0.60 m	911001	1	1	2	2	3	3	4	4	5	5
Diagonal brace	912879	0	1	2	1	2	1	2	1	2	1
Base brace 2.00 m	912848	0	2	2	2	2	2	2	2	2	2
Stabiliser	914071	0	2	2	2	2	2	2	2	2	2
Outrigger	914095	0	0	0	0	2	2	4	4	4	4
Longitudinal board 0.70 m	913555	0	2	2	2	2	2	2	2	2	2
Transversal board 2.00 m	913517	0	2	2	2	2	2	2	2	2	2
Set of castors 125 mm	714169	1	0	0	0	0	0	0	0	0	0
Set of castors Ø 150 mm, height-adjustable	914323	0	1	1	1	1	1	1	1	1	1
Foot plate	914026	4	4	4	4	4	4	4	4	4	4
Gravity pin	704405	4	8	10	12	14	16	18	20	22	24
GuardMatic-System	910073	0	2	2	4	4	6	6	8	8	10

**Accessories**

Set of stabilisers 1.2 m	Set of stabilisers 1.5 m	Ballast weight	Set of castors Ø 150 mm, height-adjustable	Safety set for rail brace/diagonal brace M5 x 65 mm	Safety set for platform M5 x 95 mm
Art.-No. 910059	Art.-No. 910066	Art.-No. 704306	Art.-No. 914118	Art.-No. 718914	Art.-No. 718853



# Ladders and scaffold systems



**KRAUSE-Werk GmbH & Co. KG**  
Am Kreuzweg 3  
D-36304 Alsfeld  
Tel.: +49 (0) 6631 795-0  
Fax: +49 (0) 6631 795-139  
E-Mail: info@krause-systems.de



**KRAUSE-Systems AG**  
Chrümble 9  
CH-5623 Boswil  
Tel.: +41 (0) 56 666 90 50  
Fax: +41 (0) 56 666 90 51  
E-Mail: info@krause-systems.ch



**KRAUSE Kft.**  
H-2030 Érd  
Tolmács u. 7.  
Tel.: +36 (06) 23 521 130  
Fax: +36 (06) 23 365 109  
E-Mail: info@krause-systems.hu



**KRAUSE Sp. z o. o.**  
ul. Stalowa 10  
PL - 58- 100 Świdnica  
Tel.: +48 (74) 851 88 00  
Fax: +48 (74) 851 88 22  
E-Mail: info@krause-systems.pl



**ООО КРАУЗЕ-СИСТЕМС**  
RU-129090 Москва  
ул. Гиляровского 4, стр. 5, офис 204  
тел.: +7 (495) 640 46 56  
факс: +7 (495) 640 46 56  
E-Mail: info@krause-systems.ru



**ТОО „КРАУЗЕ-СИСТЕМС“**  
KZ-010000, г. Нур-Султан  
шоссе Коргалжын 19,  
БЦ „Korgalzhyn“, офис 305 Б  
Тел +7 (7172) 57 67 98  
E-Mail: info@krause-systems.com.kz

Visit our website:  
[www.krause-systems.com](http://www.krause-systems.com)

